

HYBRID GLOBAL SATURATION BASED IMAGE QUALITY RESTORATION

NAVJOT KAUR*
RAMANPREET KAUR**

*M.Tech Student, Department of Computer Science & Engineering, CGC Jhanjeri, (PTU, Jalandhar)

**Lecturer, Department of Computer Science & Engineering, CGC Jhanjeri, (PTU, Jalandhar)

ABSTRACT

In this paper the re-enactment results demonstrate the restoration process on NATURAL image and compare with various others techniques showing that the proposed calculation is more successful than a portion of the previous calculations. The proposed work uses restoration using adaptive approach and a hybridization of the previous approaches. The system works with two phase, the first system works to detect the noise intervals or degradation factor in image and the second phase is the removal of the degradation constants from the main effected regions and then try to restore the regions back to original form, the placement of noise in not known that is why the prediction of the noise is made adaptive so as to locally track the variation of the system and then restore the values using local values, as a result the edge values and the overall detail of the system remains preserved and the restored image does not deviate much from the original from when compared to the previous method outputs. The robustness of the system is observed using various quality analysis parameters.

INTRODUCTION

Since communication is a target composed development, it focuses on one particular target in talk: restoring or securing one's reputation. This may not be the fundamental target or the most basic goal, then again it is one of the central goals of communication. Since our photo/reputation is vital to us, when attacked we will secure ourselves; make a move to decrease the stress. This happens when (an) an exhibition happened which is undesirable and (b) we are responsible for that show. Regardless, your reputation may be at risk if the group acknowledges both of those conditions are certified, and just if you acknowledge the prominent (eventually fundamental) social event of individuals sees the charges to be legitimate. In case the social affair of individuals is influenced or acknowledges that you are accountable for the wrongful exhibit, the reputation will persevere. We are doubtful to make any move to restore our photo/reputation if we have addresses that that our key get-together of individuals acknowledges we have presented some break. In this way, if we accept we're freed from our showings, we won't apologize or offer some other strategy to restore our photo.

Visual data transmitted as advanced Images is turning into a noteworthy strategy for correspondence in the cutting edge age. Anyhow, the primary downside in computerized Images is legacy of commotion while their obtaining or transmission. Expelling clamor from advanced Images is a major test for specialists. A few clamor evacuation calculations have been proposed till date. Decision of restoration calculation is application subordinate and relies on

the sort of clamor present in the Image. Each calculation has its own particular suspicions, favorable circumstances and impediments.

Computerized Images play an imperative in examination and innovation, for example, topographical data frameworks and additionally it is the most crucial part in the field of restorative science, for example, ultrasound imaging, X-beam imaging, Computer tomography and NATURAL. A huge part of advanced Image handling incorporates Image reclamation. Image rebuilding is a strategy for evacuation or decrease of corruption that are caused amid the Image catching. Debasement originates from obscuring and additionally commotion because of the electronic and photometric sources. Obscuring is the type of transmission capacity decrease of Images created by defective Image arrangement process, for example, relative movement in the middle of camera and unique scene or by an optical framework that is out of core interest. Clamor is undesirable flag that meddles with the first flag and debases the visual nature of computerized Image. The principle wellsprings of clamor in computerized Images are blemished instruments, issue with information securing procedure, obstruction characteristic phenomena, transmission and pressure [1]. Image restoration structures the preprocessing stride in the field of photography, examination, innovation and restorative science, where by one means or another Image has been debased and needs to be restored before further handling.

IMAGE REBUILDING

Image Restoration alludes to a gathering of techniques or systems that expect to evacuate or decrease the debasements that have happened while the computerized Image was being gotten.

Every single characteristic Image when shown have experienced a debasement: • The corruption may happen amid presentation mode. In the majority of the current Image rebuilding techniques we expect that the debasement procedure can be portrayed utilizing a scientific model.

Restoration Capacity

It relies on upon the amount we think about the first Image, data contains in the first Image how much the Image is corrupted, purposes for the debasements and how precise our debasement models are and with what exactness can be implemented.

Image reclamation and picture improvement contrasts

Image reclamation varies from picture upgrade in that the recent is concerned more with emphasis or extraction of picture elements instead of rebuilding of corruptions.

Image reclamation issues can be evaluated absolutely, while upgrade criteria are hard to speak to numerically

Degradation model

Contortion is quite often included in recorded pictures. Mutilation is basically on account of flaws in the imaging framework. This issue can get greatly extreme because of irregular clamor included in the imaging. Corruption

operation deals with info picture $f(x, y)$ to decrease a corrupted picture $g(x, y)$.

With $g(x, y)$ some data of the corruption capacity H and data about the clamor term additionally get included, the point of picture reclamation is to get an assessment $f'(x, y)$ of the first picture $f(x, y)$.

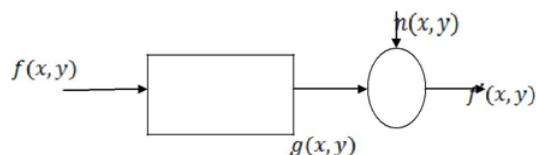


Figure 1 shows the degradation system diagram

LITERATURE SUEY

In 2009 Zuofeng Zhou, Jianzhong Cao, Weihua Liu [1] Contourlet is another successful signal representation device in numerous picture applications. In this paper, a contourlet-based picture restoration calculation utilizing versatile windows which uses both the caught directional data by the contourlet change and the inborn geometric structure data of the picture is proposed. The versatile window in each of the contourlet sub band is initially altered via autocorrelation capacity of contourlet coefficients' vitality circulation, and afterward the neighborhood Wiener separating is utilized to denoise the uproarious picture. Trials demonstrate that the proposed calculation accomplishes preferable execution over current subsampled contourlet based picture restoration calculations.

In 2012 Joachimiak, M.; Rusanovskyy, D.; Hannuksela, M.M.; Gabbouj, M., [5] "Multiview 3D feature restoration in sliding 3D DCT space,". With the broad enthusiasm for 3D innovation regions, for example, shows, cameras, and handling, the 3D feature is turning out to be broadly accessible. Because of connection between perspectives in multiview 3D feature at the same worldly area, it is conceivable to perform feature preparing operations all the more productively contrasting with consistent 2D feature. Keeping in mind the end goal to enhance restoration execution for multiview feature, we propose a calculation taking into account restoration in 3D DCT area, which is aggressive in execution with condition of-craftsmanship restoration calculations and it is suitable for continuous usage. The proposed calculation scans for comparing picture fixes in worldly and between perspective bearings, chooses 8 patches with least difference measure, and performs restoration in 3D DCT area. The novel between perspective picture patch look strategy raises to 1.62dB addition as far as normal luma Peak Signal-to-Noise Ratio (PSNR), with normal increase 0.6-0.8 dB relying upon the measure of commotion present in test groupings.

In 2013 Kaimal, A.B.; Manimurugan, S.; Anitha, J.,[6] "An altered hostile to criminological method for expelling perceptible follows from advanced pictures,". The expanding appeal and trust on computerized photography has offered ascent to new agreeableness issues in the field of picture criminology. There are numerous focal points to utilizing computerized pictures. Computerized cameras produce quick pictures, permitting the picture taker to standpoint the pictures and instantly choose whether the photos are adequate without the deferment of sitting tight for the film and prints to be handled. It doesn't oblige outer creating or propagation. Besides, computerized pictures are effortlessly put away. No ordinary "unique picture" is arranged here like conventional camera. It is finished by including an uncommonly composed commotion called customized clamor to the picture in the wake of handling. This system can be utilized to cover the historical backdrop of handling notwithstanding that it can be likewise used to uproot the mark hints of sifting.

In 2013 Hagawa, R.; Kaneko, S.; Takauji, H.,[7] "Utilizing Extended Three-esteemed Increment Sign for a restoration model of high-recurrence curios in JPEG pictures by estimation of particular recurrence,". Creator exhibited a vigorous restoration model for high-recurrence ancient rarities came about by packing pictures into JPEG. In this model, the creators utilized just straightforward assessment worth named Extended Three-esteemed Increment Sign (ETIS). ETIS speaks to the relationship of adjoining pixels, which one is brighter or very nearly the same. The creators expected that ETIS contrast between Compressed Image and Noise Image would be little with the exception of edge district.

At that point they made sense of the entirety of the squares of those distinctions and used it in clamor estimation. Just quantization procedure causes the curios, then they advanced DCT coefficient grid in non-straightly in view of ETIS, and assessed high-recurrence ancient rarities as a free approach without smoothing procedure. In the outcome, the model succeeded to reject commotion with protection of edge data. Likewise, they contrasted the outcomes and others those connected the conventional system called ϵ -channel and verified that their technique had comparative or better change.

RESTORATION TECHNIQUES

Different restoration systems have been proposed so far and their application relies on the sort of Image and commotion display in the Image. Image restoration is ordered in two classes:

Spatial area separating

This is the customary approach to expel the commotion from the advanced Images to utilize the spatial channels. Spatial area separating is further ordered into straight channels and non-direct channels [6].

Linear Filters

A mean channel is the ideal straight for Gaussian clamor in the feeling of mean square mistake. Straight channels have a tendency to obscure sharp edges; annihilate lines and other fine points of interest of Image. It incorporates Mean channel and Wiener channel [6].

Mean Filter

This channel follows up on a Image by smoothing it. It diminishes the power varieties between the neighboring pixels. Mean channel [7] is nothing only a basic sliding window spatial channel that replaces the middle estimation of the window with the normal estimations of its every neighboring pixel qualities including itself. It is executed with the convolution cover, which gives the outcomes that is weighted total of vales of a pixel and its neighbors.

It is likewise called straight channel. The cover or bit is square. Regularly 3×3 veil is utilized. On the off chance that the coefficient of the cover aggregate is dependent upon one, then the normal shine of the Image is not changed. On the off chance that the coefficient whole to zero, normal shine is lost, and it gives back a dull Image

Weiner Filter

Weiner separating [8] technique requires the data about the spectra of commotion and unique sign and it functions admirably just if the fundamental sign is smooth. Wiener system executes the spatial smoothing and its model unpredictability control compares to the picking the window size. $H(u, v)$ is the debasement capacity and $H(u, v)^*$ is its conjugate complex. $G(u, v)$ is the debased Image. Capacities $Sf(u, v)$ and $Sn(u, v)$ are force spectra of unique Image and the commotion. Wiener Filter expects clamor and force spectra of article from the earlier.

$$f(u, v) = \left[\frac{H(u, v)^*}{H(u, v)^2 + [Sn(u, v) / Sf(u, v)]} \right] G(u, v)$$

Non- Linear

With the non-direct channel, commotion is uprooted with no endeavors to unequivocally distinguish it. Spatial channels utilize a low pass separating on the gathering of pixels with the presumption that clamor involves the higher locale of recurrence range. For the most part spatial channels uproot the clamor to sensible degree yet at the expense of obscuring the Images which thusly makes the edges in the photo undetectable.

Median Filter

Middle channel [7] takes after the moving window guideline and uses 3×3 , 5×5 or 7×7 window. The middle of window is computed and the inside pixel estimation of the window is supplanted with that esteem.

Transform area separating

The change area separating can be subdivided into information versatile and non-versatile channels. Change space chiefly incorporates wavelet based filtering systems. Wavelet Transform estimator. Stein's outcome to get an unprejudiced evaluation of the hazard

Wavelet change is a scientific capacity that examines the information as indicated by scale or determination. Clamor decrease utilizing wavelets is performed by first breaking down the uproarious Image into wavelet coefficients i.e. rough guess and subtle element coefficients. At that point, by selecting a legitimate thresholding esteem the subtle element coefficients are altered taking into account the thresholding capacity. At last, the remade Image is gotten by applying the converse wavelet change on changed coefficients.

PROPOSED SYSTEM

To employ a strategic approach for eliminating all the image degrading coefficients and restoring the quality of the image with perceptual as well as computational parameters, minimize the detail reduction and uplift the vibrancy of actual image data. The system working

- To analyze image degradation process

- To artificially degrade the image
- To apply restoration filter
- Analyze the Performance on basis of PSNR and MSE and other parameters

BLOCK DIAGRAM

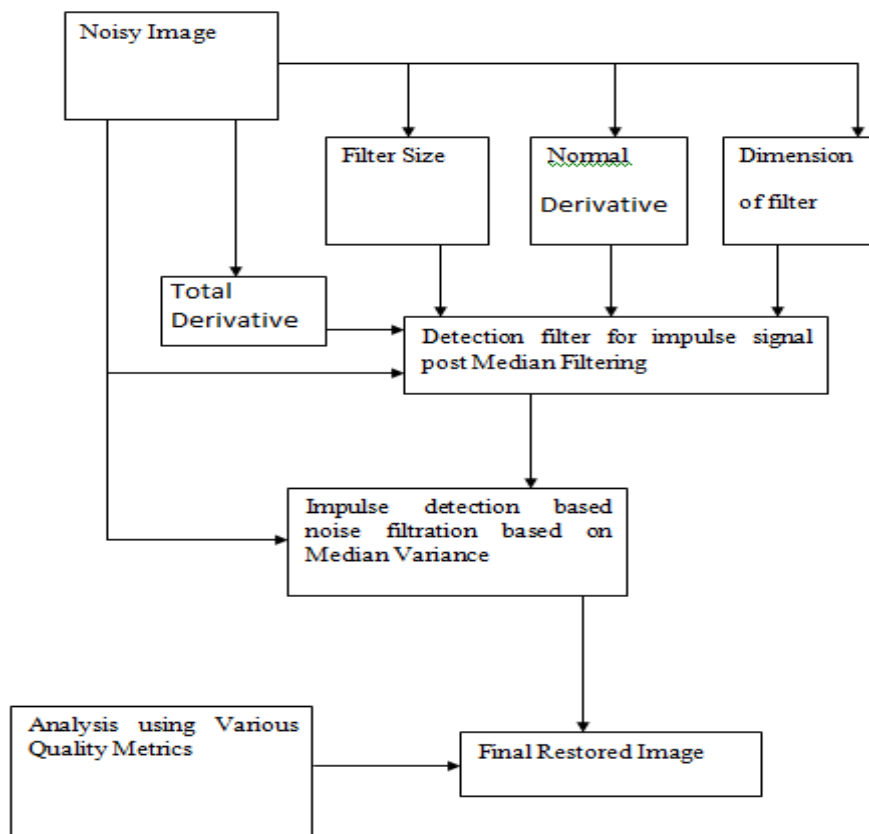



Figure 2 Block diagram for main processing of Proposed Filter

METHODOLOGY

- Select the image to be analyzed
- Select the image noise factor to degrade the image
- Degrade the image with impulse noise degradation filter
- Perform restoration using all the previous techniques
- Apply new hybrid filter for filtering the image
- Firstly calculate the median filter derivative
- Use the derivative to form clone image
- Extract the image part from noise using impulse detection model
- The impulse values are then used as restoration factor for noise removal function
- Finally the weighted mean values from impulse function to put the image data to bring back to applicable original form

RESULTS



Shows the original image (left), noisy image (middle) and Denoised image (right) using the base system (second row) and proposed system (first row)

The above figures show the comparison of results for both the base and proposed KD-Tree method of restoration under RGB image with noise sigma well above 10% and intensity 0.1, the base system is outperformed by the proposed when the color and visibility is assessed through visual analysis.

Shows the comparison of base and proposed system using MSE, PSNR, Entropy and SD for Casino Image

		PSNR Out	MSE Out	Entropy	SD
sigma = 0.1	Proposed	27.98427	0.001591	12.30912	47.56262
	Base	19.7759	0.01053	11.81579	43.04642
sigma = 0.2	Proposed	21.21785	0.007555	11.8607	45.77897
	Base	19.7759	0.01053	11.81579	43.04642

The above tabular comparison and visual results of the various systems of restoration help us to conclude that the system proposed shows good results in major parameter for analysis and highlight the improved performance of the proposed filter among all the previous techniques

CONCLUSION

In this research impulse noise reduction method is applied in salt pepper noise with gaussian spread. Also giving a

review of filtering techniques which are used to reduce or remove impulse noise from the image. The standard Impulse detection filter removes both the noise and the fine details such as thin lines, sharp corners, textures since it can't tell the difference between the two. If the image is affected only by low level noise, the filter preserves the edges. Adaptive median filter works well for suppressing impulse noise with noise density from 5 to 60 % while preserving image details. In our adaptive impulse weighted filter, the noise suppression capability is enhanced but with much image detail (e.g. image of edge, corner and fine lines) lost, which causes image blur. Our filter is useful for detail preserving smoothing the edges, but the computation time required increases as noise density increases which are quite acceptable for the result and are proved numerically by the application of various metrics.

REFERENCES

- [1] Zuofeng Zhou; Jianzhong Cao; Weihua Liu, "Contourlet-based image denoising algorithm using adaptive windows," Industrial Electronics and Applications, 2009. ICIEA 2009. 4th IEEE Conference on , vol., no., pp.3654,3657, 25-27 May 2009.
- [2] M. S. Alani, Digital Image Processing using Matlab, University Bookshop, Sharqa, URA, 2008.
- [3] Aizenberg I., Myasnikova E., Samosonova M. and Reinitz J., "Temporal Classification of Drosophila Segmentation Gene Expression Patterns by the Multi- Valued Neural Recognition Method", Journal of Mathematical Biosciences, Vol.176 (2002) 145-159.
- [4] Neelamani R., Choi H., and Baraniuk R.G., "Forward: Fourier-wavelet regularized deconvolution for ill conditioned systems", IEEE Trans. on Signal Processing, Vol. 14, No 4 (2003) 891-899.
- [5] Joachimiak, M.; Rusanovskyy, D.; Hannuksela, M.M.; Gabbouj, M., "Multiview 3D video denoising in sliding 3D DCT domain," Signal Processing Conference (EUSIPCO), 2012 Proceedings of the 20th European , vol., no., pp.1109,1113, 27-31 Aug. 2012.
- [6] Kaimal, A.B.; Manimurugan, S.; Anitha, J., "A modified anti-forensic technique for removing detectable traces from digital images," Computer Communication and Informatics (ICCCI), 2013 International Conference on , vol., no., pp.1,4, 4-6 Jan. 2013.
- [7] Hagawa, R.; Kaneko, S.; Takauji, H., "Using Extended Three-valued Increment Sign for a denoising model of high-frequency artifacts in JPEG images by estimation of specific frequency," Frontiers of Computer Vision, (FCV), 2013 19th Korea-Japan Joint Workshop on , vol., no., pp.164,169, Jan. 30 2013-Feb. 1 2013.
- [8] Jin Xu; Wei Wang; Jinghui Gao; Wenchao Chen, "Monochromatic Noise Removal via Sparsity-Enabled Signal Decomposition Method," Geoscience and Remote Sensing Letters, IEEE , vol.10, no.3, pp.533,537, May 2013.
- [9] Abramov, S.; Krivenko, S.; Roenko, A.; Lukin, V.; Djurovic, I.; Chobanu, M., "Prediction of filtering efficiency for DCT-based image denoising," Embedded Computing (MECO), 2013 2nd Mediterranean Conference on , vol., no., pp.97,100, 15-20 June 2013.
- [10] Padmagireeshan, S.J.; Johnson, R.C.; Balakrishnan, A.A.; Paul, V.; Pillai, A.V.; Raheem, A.A., "Performance Analysis of Magnetic Resonance Image Denoising Using Contourlet Transform," Advances in Computing and Communications (ICACC), 2013 Third International Conference on , vol., no., pp.396,399, 29-31 Aug. 2013.
- [11] Fedak, V.; Nakonechny, A., "Image de-noising based on optimized NLM algorithm," Intelligent Data Acquisition and Advanced Computing Systems (IDAACS), 2013 IEEE 7th International Conference on , vol.01, no., pp.429,432, 12-14 Sept 2013